

2ND GRADE SUMMER PACKET

Let's show your 3rd grade teacher how amazing you are... read a book on your reading level for 15 minutes each day and work on this packet (reading, writing, & math) for 10-15 minutes a day.


Have an AMAZING summer!

Keep up the good work
Love,
Mrs. Cusco and Mrs. Joseph



MY SUMMER PACKET

NAME _____




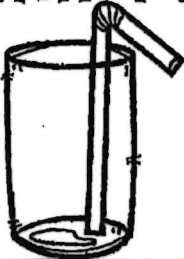








Name _____

Parts of Speech


PARTS OF SPEECH REVIEW

Directions: Color the correct part of speech for each word.

<p>BUILD</p> 	<p>BEACH</p> 	<p>BROKEN</p> 
NOUN VERB ADJECTIVE	NOUN VERB ADJECTIVE	NOUN VERB ADJECTIVE
<p>WET</p> 	<p>EMPTY</p> 	<p>PLANTING</p> 
NOUN VERB ADJECTIVE	NOUN VERB ADJECTIVE	NOUN VERB ADJECTIVE
<p>SLEEPING</p> 	<p>ROCKSTAR</p> 	<p>SHARP</p> 
NOUN VERB ADJECTIVE	NOUN VERB ADJECTIVE	NOUN VERB ADJECTIVE
<p>RUN</p> 	<p>SLIPPERS</p> 	<p>CLOUD</p> 
NOUN VERB ADJECTIVE	NOUN VERB ADJECTIVE	NOUN VERB ADJECTIVE

Name _____

Past Tense Verbs




CAMPING VERBS

Directions: Write the past tense of each verb in the boxes below. Then find the past tense of each verb in the word search.

eat	
swim	
camp	
row	
play	
sleep	
roast	
relax	
fish	
build	
carry	
hike	

L	B	Q	H	R	A	D	E	O	S	D	K	B	A	Y
L	K	L	K	S	E	R	E	W	Q	X	L	B	F	E
M	S	W	B	P	H	L	A	K	B	G	E	K	Z	M
K	I	E	N	V	E	M	A	D	I	O	F	U	C	V
R	O	A	S	T	E	D	Z	X	E	H	I	J	E	X
L	W	D	K	C	F	M	N	M	E	W	R	S	B	N
D	M	H	O	A	I	Z	F	W	G	D	O	V	D	X
J	L	Y	Z	A	S	L	P	D	F	J	O	R	E	B
G	M	E	Z	I	H	D	E	I	R	R	A	C	Y	T
Z	T	D	O	B	E	B	A	C	L	R	F	S	A	V
B	Y	O	U	T	D	L	T	F	H	C	H	R	L	W
Q	N	I	P	M	C	D	E	P	M	A	C	Q	P	W
U	L	E	B	X	S	K	U	Y	W	Y	I	D	D	E
T	L	K	Q	R	D	Y	Y	J	C	D	O	F	B	D
S	U	H	X	T	M	B	M	Q	K	N	H	Q	K	O

Hint: Some of the verbs are regular (add -ed) and some are irregular!



Name _____

Subject-Verb Agreement

DIGGING FOR THE RIGHT VERB

Directions: Circle the correct answer and color the letters on the picture.

LIGHT BLUE

1. We _____ to wear sunscreen at the beach.

A. have B. has

2. I am going to _____ a hole in the sand.

C. digs D. dig

3. My family _____ happy today.

E. is F. are

DARK BLUE

4. Mom _____ us sunscreen to put on.
G. buys H. buy

5. My brother _____ sunscreen on my back.
I. rub J. rubs

6. Dad _____ in the waves.
K. dives L. dive

RED

7. Molly _____ for seashells on the shore.
M. look N. looks

8. I _____ a nap on my towel.
O. taken P. take

9. We _____ sandwiches for lunch.
Q. eat R. ate

YELLOW

10. Mom _____ hot so she drinks some water.
S. are T. is

11. Dad wants to _____ buy some ice-cream.
U. buy V. bought

TAN

12. My family _____ a great day at the beach.
W. have X. had

13. We hope to _____ again soon.
Y. visit Z. visits



A	D	E	E	D	A	E	A	D	A
D	E	A	D	A	D	E	T	U	E
E	A U	T	U	T	E U	A	D	U	T
A	T	D	A	D	T	E	A	T	U
G	U	K	G	J	U	G	K	U	T
K	N	P	Q	N	P	J	G	T	U
J	Q	Q	P	Q	N	G U	U	T	J U
G	N	Q	N	Q	P	U	T	U	T
J	P	N	Q	P	N X	Y	X	Y	X
X	Y	X	Y	X	Y	X	Y	X	Y

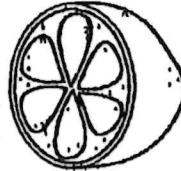
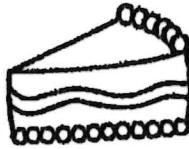
Name _____



Synonyms/Antonyms



SYNONYMS AND ANTONYMS REVIEW



Directions: Write whether each pair are synonyms or antonyms.



old	young
	

sour	sweet
	

shout	yell
	

happy	glad
	

light	heavy
	

hot	warm
	

Color the synonym for each underlined word below.

1. I ate the <u>big</u> apple.	large	small	yummy
2. The baby is <u>sleeping</u> .	playing	eating	napping
3. I threw a <u>rock</u> in the lake.	stick	stone	sock
4. She ran down the <u>street</u> .	sidewalk	hall	road

Color the antonym for each underlined word below.

5. The drink is <u>cold</u> .	freezing	hot	icy
6. The towel is <u>wet</u> .	damp	clean	dry
7. Your room is so <u>clean</u> !	messy	neat	tidy
8. The test was so <u>easy</u> !	simple	hard	fast

Name _____

Homophones



HANDY HOMOPHONES

Directions: Use the words in the word bank to match each homophone. Draw a picture to show the meaning of each word!

eight	ate	flour	
high		blue	
write		one	
road		hair	

WORD BANK

hi	blew	rode	won
hare	right	flower	ate



Name _____

Reading Comprehension

ALL ABOUT DISNEY WORLD

Directions: Read the passage and then answer the questions below, highlighting the evidence in the text.

The Walt Disney World Resort is in Florida in the United States. It is the most popular vacation resort in the entire world! Disney World opened in 1971, and today there are 52 million visitors every year.

Disneyland in California and Disney World are similar, but Disney World is much bigger with many more activities to do. In fact, Disney World is 40 square miles and has more than 66,000 employees.

Disney World has four theme parks: Magic Kingdom, Epcot, Hollywood Studios, and Animal Kingdom. Disney World also has two water parks: Blizzard Beach and Typhoon Lagoon. There are hotels, a campground, a sports complex, and Downtown Disney shopping.

Besides the two Disney resorts in the United States, there are also Disney parks in Japan, France, Hong Kong, and China.



1. Where is
Walt Disney
World Located? _____



2. How is
Disney World _____
different
from Disney _____
Land?



3. How many total
parks (theme and _____
water) does
Disney World _____
have?



Besides Florida
and California, _____
where else are
Disney Resorts _____
located?

5. Would you want to
visit Disney World?
Why or why not?


Name _____

Main Idea

OUR ENVIRONMENT

Directions: Read the passage and answer the questions below.

Our environment includes the air we breathe, the water all over the Earth, all the plants and animals, and more. The environment is impacted by people and their activities. People cut down forests to build more houses and stores. People produce a lot of trash that can cause sicknesses for animals. Different factories, cars, airplanes, and harmful gases can cause air pollution. Scientists have been learning ways that people can help the environment. People can do things like recycle, carpool, turn the lights off, and save water. All of these small choices help to lessen the harmful effects people can have on the environment.



1. What is the main idea of this passage? _____

2. Name two details from the passage.

--	--

3. How do the details support the main idea? _____

Name _____

Compare and Contrast

COMPARE & CONTRAST

Directions: Read both sections below. Compare and contrast the two animals.

DOLPHINS



A dolphin is a warm-blooded mammal that lives in the ocean. Dolphins give birth to babies that are called calves. They also breathe oxygen. A dolphin must live near the surface where it can breathe air. Dolphins are known to be vocal and social animals. They swim in pods where they come together with their mates to travel. Dolphins have a dorsal fin on their back, two fins on their side, and a tail. They also have a blowhole on top of their body. Their tail is horizontal and is used to swim in an up-and-down motion. A dolphin will eat things like fish, crustaceans, squid and shrimp.

SHARKS

Sharks are cold-blooded fish that live in the ocean. They spend their whole lives deep underwater. Like other fish, sharks have gills to remove oxygen from the environment. Sharks prefer to live and hunt alone. They do not like to socialize with other sharks. Sharks have a dorsal fin on their back, two fins on their side, and a tail. They also have gills on the side of their body. Their tail is vertical and is used to swim in a side-to-side motion. A shark will eat things like fish, crustaceans, squid, shrimp, other sharks, marine mammals, and plankton.

DOLPHINS

SHARKS



Name _____

Summarizing

SUMMARIZING MADE SIMPLE

Directions: After reading a book, write a 5-finger summary about it below.

TITLE: _____ **AUTHOR:** _____


SOMEBODY	WANTED	BUT	SO	THEN

SUMMARY:

Name _____

Book Report

MY BOOK REPORT



Directions: Fill out this report after you finish reading a book!

TITLE: _____

AUTHOR: _____

CHARACTERS

SETTING

BEGINNING

MIDDLE

END

MY FAVORITE PART

PICTURE OF MY FAVORITE PART

MY RATING:



©Lucky Little Learners 2021

Would you recommend this book to a friend?

☐ Yes!

☐ No!


Name _____

Capitalization



SPORTY SENTENCES

Directions: Rewrite each sentence using correct capitalization and punctuation.



I went to kansas with tim to watch the basketball game

mr brown went golfing on thursday may 15 2021

johnny is on the astros baseball team with his friend billy

sara played volleyball at the beach last night with jen mary and pat

my family went to yankee stadlum in new york on july 23

my favorite football team is the chicago bears

can i get a new basketball for christmas this year

Name _____


Ending Punctuation

Pet Punctuation


Directions: Rewrite each sentence below using correct punctuation and capitalization.




i am starving



can you run this fast




i don't mind my cage



i love you so much



Write your own sentences for the following pictures.



Name _____


Narrative Writing

MY SMALL MOMENT STORY

Directions: Write about your own life! Draw a picture in the space provided.

Who was there?

Where were you?



**A SPECIAL TIME
WITH MY FAMILY**

How did you feel?

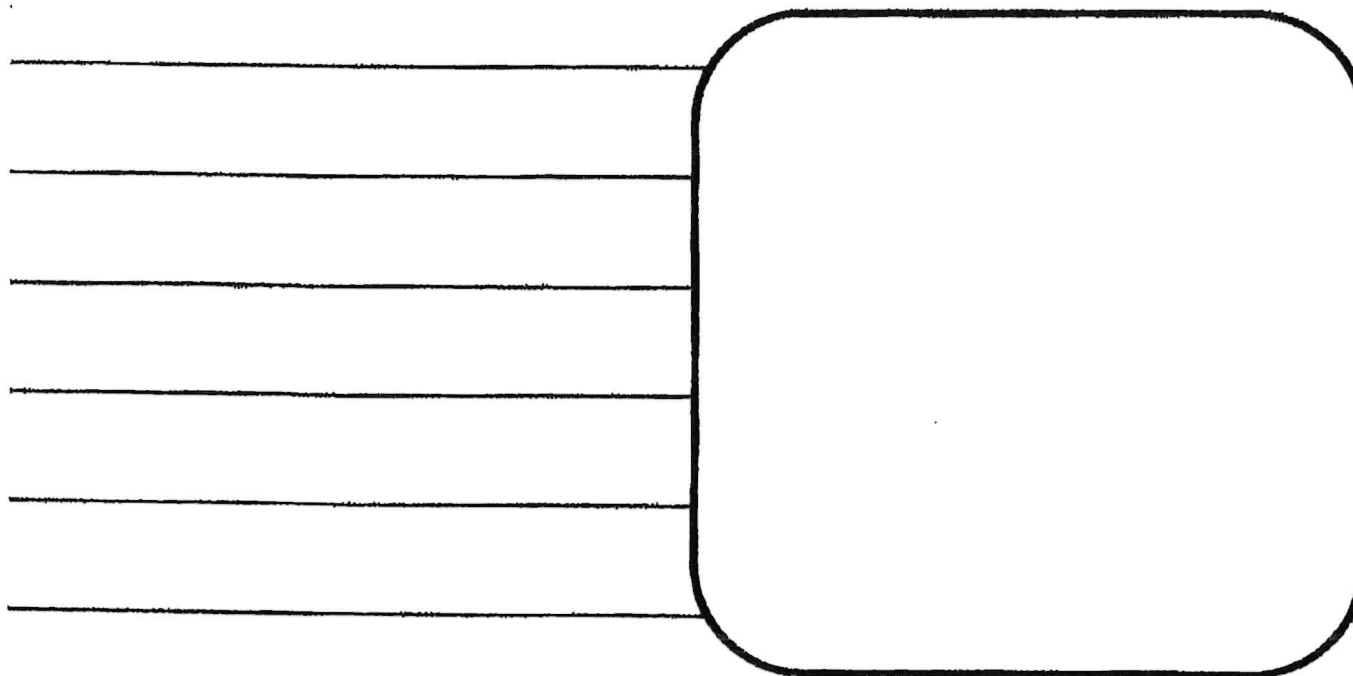


What happened? Include a beginning, middle, and end.

Name _____

Informative Writing

Directions: Teach others about anything you'd like by writing below.

ALL ABOUT



Name _____

Opinion Writing

Ice Cream vs. Snow Cones

Directions: Write and draw about your opinion on whether you like ice cream or snow cones better and why.

I like _____ best. Here are a few reasons why.



Name _____

Procedural Writing



HOW TO MAKE LEMONADE



Directions: Write instructions on how to make lemonade.

YOU WILL NEED:

First,

A large empty rectangular box for drawing or illustration.

Next,

A large empty rectangular box for drawing or illustration.

Then,

A large empty rectangular box for drawing or illustration.

Last,






A large empty rectangular box for drawing or illustration.

Skip Counting

Name _____

UNDERWATER WORD PROBLEMS

Directions: As you answer each word problem, complete the directed drawing step in the box at the bottom of the page.

<p>There were 76 dolphins in a pod, but 28 of them swam away to hunt for food. How many dolphins are in the pod now?</p> <p>ANSWER:</p>	<p>A Great White Shark has 54 teeth in his mouth. He grew 19 more. How many teeth does the shark have now?</p> <p>ANSWER:</p>	<p>A turtle laid 33 eggs on the shore. 9 of the eggs washed away in the ocean. How many eggs are left on the shore?</p> <p>ANSWER:</p>	<p>There were 48 fish in a group. 35 more fish joined the group. How many fish are there now?</p> <p>ANSWER:</p>	<p>There were 52 shells at the bottom of the ocean. A diver took 23 shells home. How many shells are left in the ocean?</p> <p>ANSWER:</p>
<p>STEP 1</p> 	<p>STEP 2</p> 	<p>STEP 3</p> 	<p>STEP 4</p> 	<p>STEP 5</p> 

Name _____

Place Value

WHICH NUMBER AM I?



Directions: Read each clue and color the matching number.

I have a 3 in my hundreds place. Color me PINK.	788	271
I have a 5 in my ones place. Color me GREEN.		
I have a 0 in my tens and ones place. Color me BLUE.	324	527
I have a 1 in my hundreds and tens place. Color me RED.		
I have an 7 in my tens place. Color me ORANGE.	751	904
I have a 9 in my ones place. Color me YELLOW.		
I have a 4 in my hundreds place. Color me PURPLE.	529	294
I have a 7 in my ones place. Color me WHITE.		
I have a 6 in my tens place. Color me BROWN.	144	500
I have an 8 in my tens and ones place. Color me BLACK.		
I have a 0 in my ones place. Color me PEACH.	838	162
I have a 3 in my tens place. Color me LIGHT BLUE.		
I have a 9 in my hundreds place. Color me GRAY.	202	125
I have a 4 in my tens and ones place. Color me AQUA.		
I have a 2 in my hundreds and ones place. Color me GOLD.	423	623
I have a 6 in my hundreds place. Color me LIGHT PINK.		
I have a 9 in my tens place. Color me LIGHT GREEN.	112	850
I have a 1 in my ones place. Color me LIGHT PURPLE.		

Name _____

Addition to 1000

AMAZING ADDITION

Directions: Solve the problems as you work your way through the mazes!

$\begin{array}{r} 362 \\ + 259 \\ \hline \end{array}$		$\begin{array}{r} 618 \\ + 157 \\ \hline \end{array}$	
	$\begin{array}{r} 549 \\ + 376 \\ \hline \end{array}$		$\begin{array}{r} 115 \\ + 330 \\ \hline \end{array}$
$\begin{array}{r} 201 \\ + 185 \\ \hline \end{array}$		$\begin{array}{r} 277 \\ + 463 \\ \hline \end{array}$	
	$\begin{array}{r} 534 \\ + 349 \\ \hline \end{array}$		$\begin{array}{r} 512 \\ + 153 \\ \hline \end{array}$
$\begin{array}{r} 463 \\ + 129 \\ \hline \end{array}$		$\begin{array}{r} 225 \\ + 475 \\ \hline \end{array}$	

Name _____

Subtraction to 1000

SUMMERTIME SUBTRACTION

Directions: Solve each subtraction problem below.

$$\begin{array}{r} 804 \\ - 324 \\ \hline \end{array}$$

$$\begin{array}{r} 986 \\ - 488 \\ \hline \end{array}$$

$$\begin{array}{r} 606 \\ - 315 \\ \hline \end{array}$$

$$\begin{array}{r} 307 \\ - 188 \\ \hline \end{array}$$

$$\begin{array}{r} 420 \\ - 326 \\ \hline \end{array}$$

$$\begin{array}{r} 700 \\ - 282 \\ \hline \end{array}$$

$$\begin{array}{r} 271 \\ - 157 \\ \hline \end{array}$$


$$\begin{array}{r} 900 \\ - 403 \\ \hline \end{array}$$

$$\begin{array}{r} 709 \\ - 405 \\ \hline \end{array}$$

$$\begin{array}{r} 145 \\ - 92 \\ \hline \end{array}$$

$$\begin{array}{r} 876 \\ - 372 \\ \hline \end{array}$$

$$\begin{array}{r} 818 \\ - 126 \\ \hline \end{array}$$



$$\begin{array}{r} 582 \\ - 231 \\ \hline \end{array}$$

$$\begin{array}{r} 276 \\ - 110 \\ \hline \end{array}$$


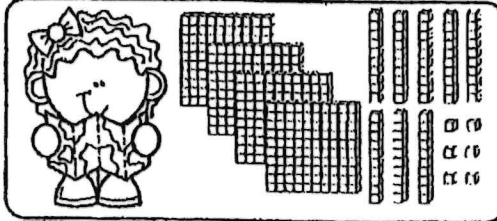





$$\begin{array}{r} 472 \\ - 264 \\ \hline \end{array}$$

Name _____

Place Value to 1000

Place Value Vacation

Directions: Match each tourist with the stamp and postcard of the same value.



735

552

348

299

486

621

167

four hundred eighty six

seven hundred thirty five

two hundred ninety nine

three hundred forty eight

five hundred fifty two

one hundred sixty seven

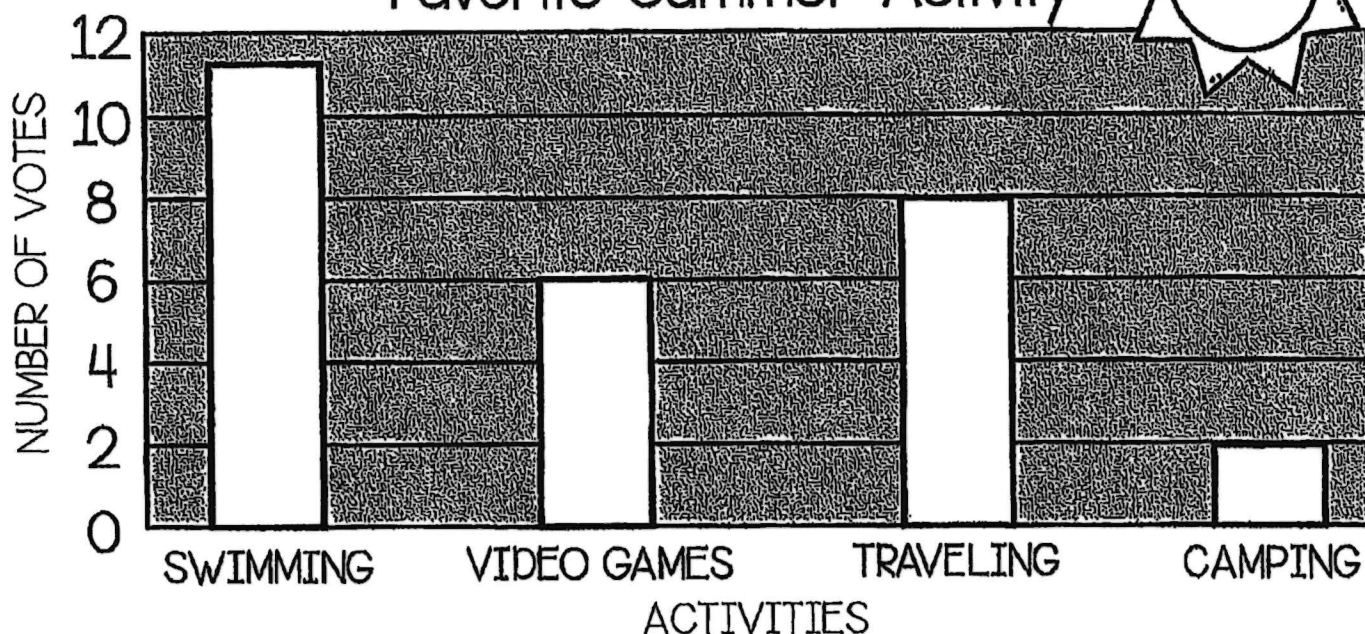

six hundred twenty one

Name _____

FUN IN THE SUMMER SUN

Directions: Use the bar graph to answer the questions below.

Favorite Summer Activity




1. How many voted in all? _____
2. How many voted for swimming? _____
3. How many more like swimming than video games? _____
4. How many voted for traveling and camping? _____
5. What is the least popular activity? _____
6. Which two activities received the most votes? _____

Name _____

Counting Money

PET STORE SHOPPING



Directions: Count the coins and write the price of each item.

 TOY BALL _____ ¢	 FOOD BOWL _____ ¢	 BED _____ ¢
 CRATE _____ ¢	 WHEEL _____ ¢	 CAT TOY _____ ¢
 CAGE _____ ¢	 TANK _____ ¢	 BONE _____ ¢

Write 4 things you would buy at this pet store.

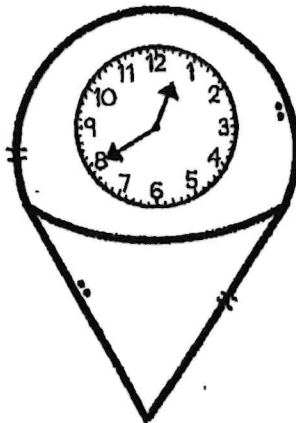
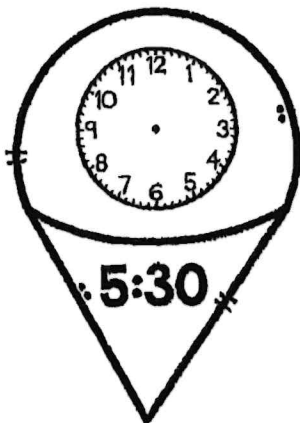
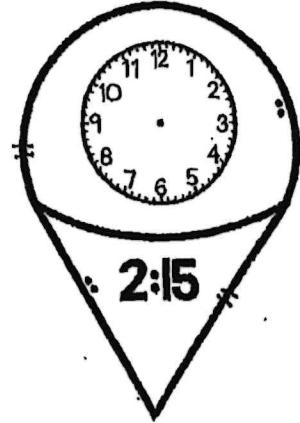
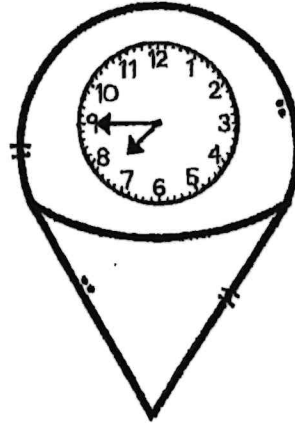
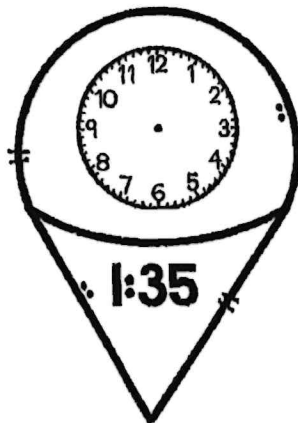
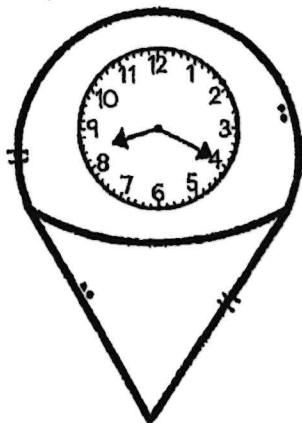
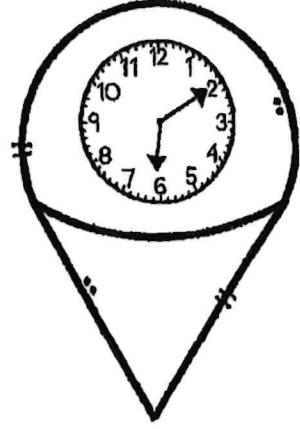
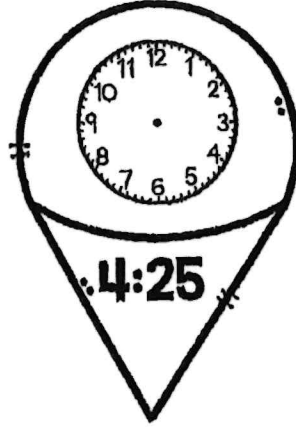
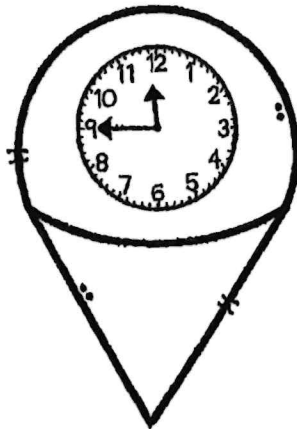
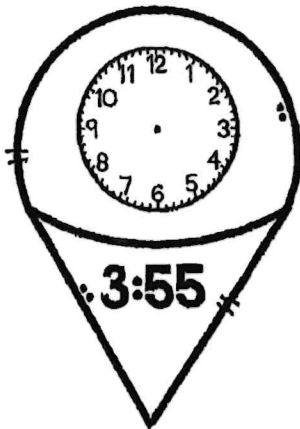
Total cost:

Name _____

Telling Time to 5 minutes

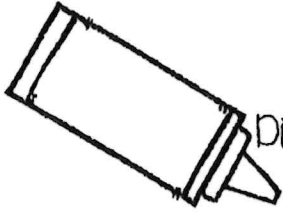
SNOW CONE TIME

Directions: Fill in the missing time on each snow cone to match the clock shown.



Name _____

Measurement

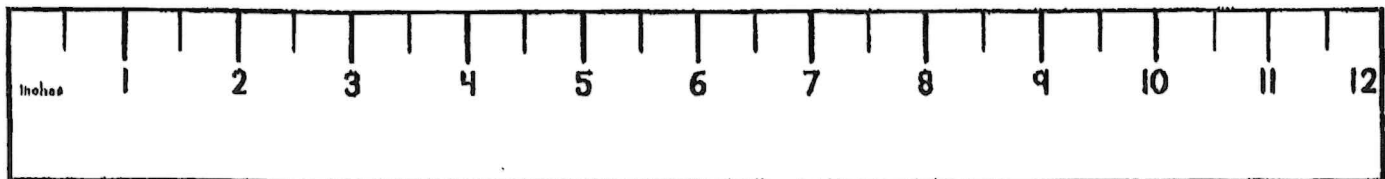


RULER OF THE GRILL

Directions: Write the length of each line in the table.



LINE	LENGTH
A	In.
B	In.
C	In.
D	In.
E	In.



Directions: Color a line the length of each food item on the ruler.

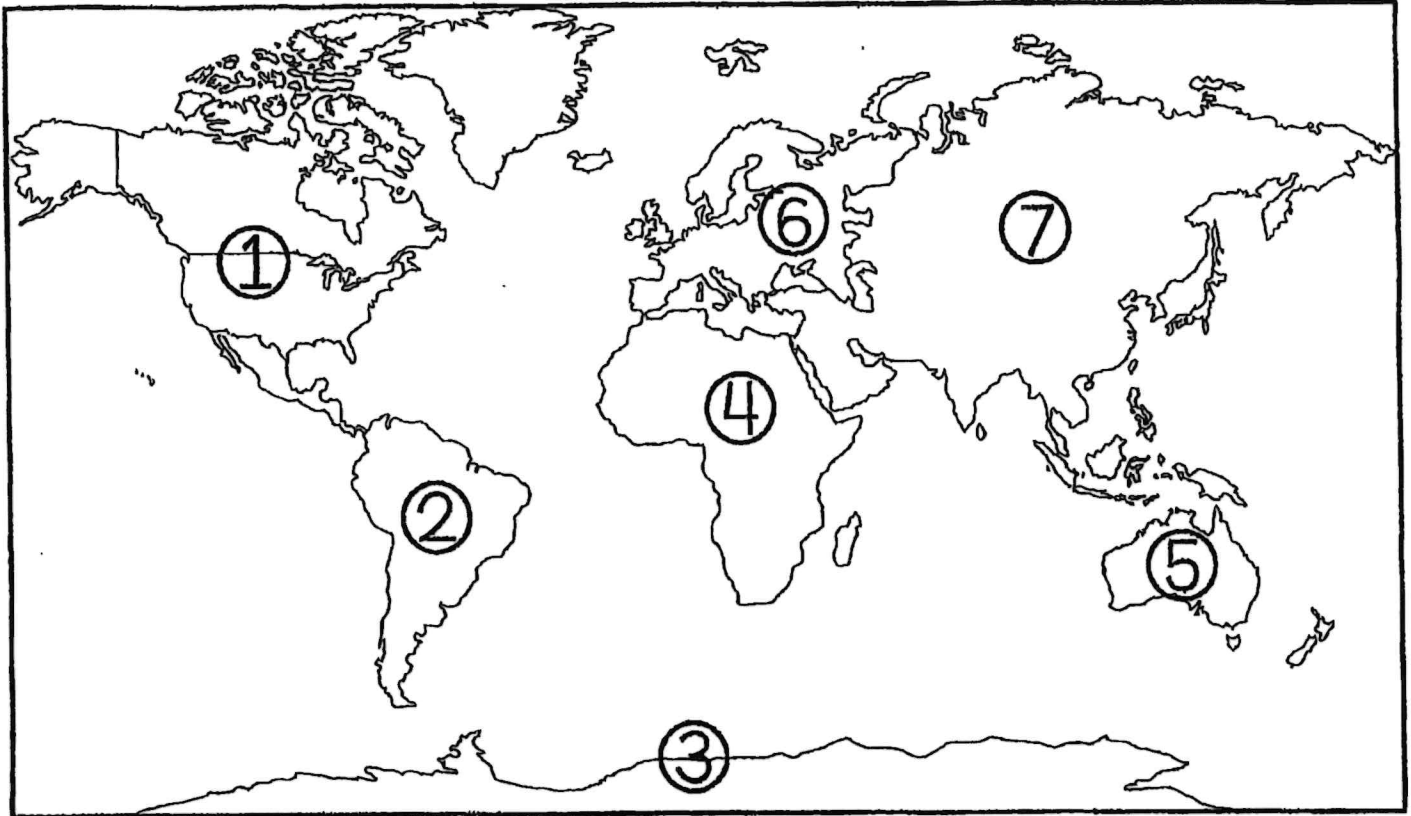
 6 in.	
 3 in.	
 9 in.	
 11 in.	

Name _____

Social Studies

THE SEVEN CONTINENTS

Directions: Color the continents using the code. Color the oceans blue.



Africa- yellow
Antarctica- white
Asia- green
Australia- brown
Europe- orange
North America- red
South America- purple

Name _____

WANTS VS. NEEDS

Directions: Cut and glue the items below under wants or needs.


WANTS	NEEDS



WATER



PHONE




CLOTHES



VIDEO GAMES



LOVE



TOYS



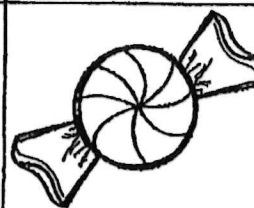
HEALTHY FOOD



SPORTS



SHELTER



CANDY

Name _____

Science

I CAN MAKE A DIFFERENCE



RECYCLE

3

ITEMS I CAN
RECYCLE

Waste is a major problem on our planet today. It impacts our environment from our oceans to our plants. We can make a difference by fighting against waste and pollution by learning about the 3 "R"s of waste management.

By recycling, we are using materials from things we don't need any more to make new products. You can recycle cans, glass jars, plastic, and more!

--	--	--

REUSE

2

ITEMS I
CAN REUSE

Finding a second use for items instead of throwing them away is reusing. Grocery bags can be reused, clothes can be passed down, and using a reusable water bottle instead of disposable ones can help!

--	--

REDUCE

1

WAY I CAN
REDUCE WASTE

Reducing means to create less waste. You can do this by using a lunchbox instead of a bag, turn off lights when you're not using them, and not letting your faucets run when brushing your teeth.

--


Name _____

Social-Emotional

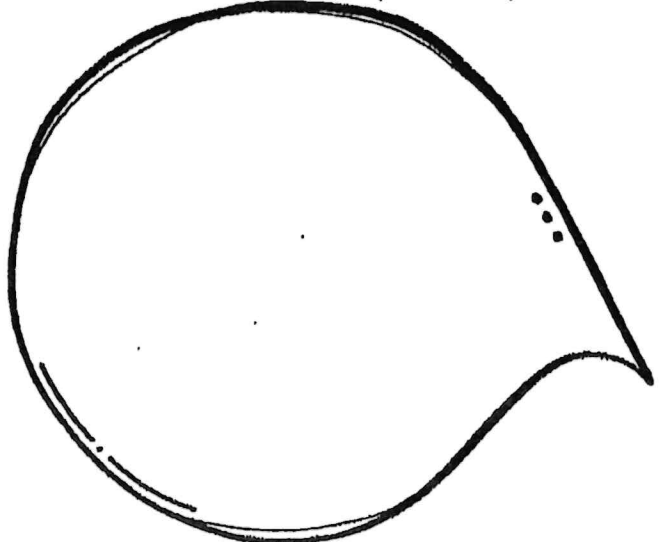
WHAT SHOULD YOU SAY?

Directions: Use the speech bubble to write what you would say in each situation.


You get a 100% on your test but you notice that your friend is looking at his with a sad face.
What should you say?




Your classmate recently broke her foot. She is sitting all alone at recess while everyone plays.
What should you say?



Bobby got "out" during a dodgeball game in gym class.
He seems upset.
What should you say?



Alicia is a new student in your class. It is her first day and she looks nervous. What should you say?



Name _____

Social-Emotional



POSITIVE THINGS ABOUT ME

Directions: Write 2-3 things in each box about yourself!

THINGS I'M GOOD AT

I HAVE GREAT...

**CHALLENGES I
HAVE OVERCOME**

I FEEL HAPPY WHEN...

I HELP OTHERS BY...

ASKING THE RIGHT QUESTIONS

When reading with your child, check for understanding by asking questions.

Don't just ask questions at the end, it's important to check for understanding before, during and after reading. Here are some questions you can ask!

Literature (Fiction)

Before	During	After
<p>*do a picture walk - flip through the pages and look at the pictures*</p> <ul style="list-style-type: none"> • What is the genre of this book? How do you know? • What do you think will happen in the story? What is your prediction? • What might the problem be? • Where may be the setting of the story? • What does this story make you think of? • What are you wondering? • What does the title tell you? 	<ul style="list-style-type: none"> • What can you tell me about the story so far? • How do you feel about the story? • Has your prediction changed? What do you think will happen next? • What questions do you have? • Why do you think the character did that? • How do you think the character is feeling? • How do the pictures connect to the words we are reading? • What would you have done if you were that character? 	<ul style="list-style-type: none"> • How did the story end? • What was the problem and solution in the story? • Why do you think the author wrote this book? What was the author's purpose? • Was your prediction correct? • Why do you think the story had that title? • What was your favorite part? • What would you change about the story? • What do you think would happen next? • Was there a lesson to the story? If so, what was it?

Informational (Non-fiction)

Before	During	After
<ul style="list-style-type: none"> • What is the genre of this book? How do you know? • What do you think this will be about? • What do you already know about this topic? • What does the title tell you? • What do the photos tell you? 	<ul style="list-style-type: none"> • What have you learned so far? • What text features do you see? How do they help us as we are reading? <ul style="list-style-type: none"> ◦ Captions? Headings? Labels? Photos? Bold print? Table of contents? • What questions do you have? 	<ul style="list-style-type: none"> • What was this mainly about? What was the main idea? • What important information did you learn about? • Why do you think the author wrote this? • What questions do you still have? • What new words did you learn?

Ask questions about **fiction** books

<p>Before reading</p>	<p>*do a picture walk - flip through the pages and look at the pictures*</p> <ul style="list-style-type: none"> <input type="checkbox"/> What is the genre of this book? How do you know? <input type="checkbox"/> What do you think will happen in the story? What is your prediction? <input type="checkbox"/> What might the problem be? <input type="checkbox"/> Where may be the setting of the story? <input type="checkbox"/> What does this story make you think of? <input type="checkbox"/> What are you wondering? <input type="checkbox"/> What does the title tell you?
<p>In the middle</p>	<ul style="list-style-type: none"> <input type="checkbox"/> What can you tell me about the story so far? <input type="checkbox"/> How do you feel about the story? <input type="checkbox"/> Has your prediction changed? What do you think will happen next? <input type="checkbox"/> What questions do you have? <input type="checkbox"/> Why do you think the character did that? <input type="checkbox"/> How do you think the character is feeling? <input type="checkbox"/> How do the pictures connect to the words we are reading? <input type="checkbox"/> What would you have done if you were that character?
<p>At the end</p>	<ul style="list-style-type: none"> <input type="checkbox"/> How did the story end? <input type="checkbox"/> What was the problem and solution in the story? <input type="checkbox"/> Why do you think the author wrote this book? What was the author's purpose? <input type="checkbox"/> Was your prediction correct? <input type="checkbox"/> Why do you think the story had that title? <input type="checkbox"/> What was your favorite part? <input type="checkbox"/> What would you change about the story? <input type="checkbox"/> What do you think would happen next? <input type="checkbox"/> Was there a lesson to the story? If so, what was it?

Ask questions about Nonfiction books

<p>Before reading</p>	<p>*do a picture walk - flip through the pages and look at the pictures*</p> <ul style="list-style-type: none"> <input type="checkbox"/> What is the genre of this book? How do you know? <input type="checkbox"/> What do you think this will be about? <input type="checkbox"/> What do you already know about this topic? <input type="checkbox"/> What does the title tell you? <input type="checkbox"/> What do the photos tell you?
<p>In the middle</p>	<ul style="list-style-type: none"> <input type="checkbox"/> What have you learned so far? <input type="checkbox"/> What text features do you see? How do they help us as we are reading? <ul style="list-style-type: none"> <input type="checkbox"/> Captions? Headings? Labels? Photos? <input type="checkbox"/> Bold print? Table of contents? <input type="checkbox"/> What questions do you have?
<p>At the end</p>	<ul style="list-style-type: none"> <input type="checkbox"/> What was this mainly about? What was the main idea? <input type="checkbox"/> What important information did you learn about? <input type="checkbox"/> Why do you think the author wrote this? <input type="checkbox"/> What questions do you still have? <input type="checkbox"/> What new words did you learn?

BOOKS I'VE READ THIS SUMMER

	date	title	author	genre
1				
2				
3				
4				
5				
6				
7				
8				
9				
10				
11				
12				
13				
14				
15				
16				
17				
18				
19				
20				

MORE BOOKS I'VE READ THIS SUMMER

	date	title	author	genre
21				
22				
23				
24				
25				
26				
27				
28				
29				
30				
31				
32				
33				
34				
35				
36				
37				
38				
39				
40				