

Summer Review (Preschool)

Summer Review
NO PREP Packet

Name: _____
Roll and Color
Directions: Roll a die and color a heart that matches your roll.



Name: _____
Needs and Wants
Directions: Cut and paste the pictures to the correct boxes. Color the pictures.



Name: _____
Colorful Ice Cream Scoops
Directions: Read the color words on the ice cream scoops. Color the scoops.

red

orange

Name: _____
Spy the Number
Directions: Color the flowers that have one or one item.



Name: _____
Color by Number
Directions: Use the color code to color the picture.

1 = blue 2 = red 3 = green 6 = brown



larva




Name: _____
Life Cycle of a Honeybee
Directions: Cut and paste the pictures in order.




Name: _____
Color By Dots 4-6
Directions: Use the color code to color the popsicle.

4 dots red 5 dots yellow 6 dots blue



Name: _____
Scooping Up Sounds
Directions: Cut and paste the scoop onto the correct cone.



6 WEEKS OF REVIEW

Preschool Packet

Week 1 Day 1

- ☐ Handwriting practice (upper case)
- ☐ Match the other half
- ☐ I Spy the Number 1

Week 2 Day 1

- ☐ Handwriting practice (lower case)
- ☐ What Doesn't Belong?
- ☐ I Spy the Number 4

Week 3 Day 1

- ☐ Upper and Lower Case Match I-L
- ☐ Color by Dots 1-3
- ☐ Patterns

Week 1 Day 2

- ☐ Upper and Lower Case Match A-D
- ☐ Summer Scavenger Hunt

Week 2 Day 2

- ☐ Upper and Lower Case Match E-H
- ☐ What is Missing?

Week 3 Day 2

- ☐ Scooping Up Sounds- Letters I & J
- ☐ Counting (1-5)

Week 1 Day 3

- ☐ Scooping Up Sounds- Letters A & B
- ☐ Life Cycle of a Honeybee
- ☐ I Spy the Number 2

Week 2 Day 3

- ☐ Scooping Up Sounds- Letters E & F
- ☐ Sequencing: How to Blow up a Balloon
- ☐ I Spy the Number 5

Week 3 Day 3

- ☐ Scooping Up Sounds- Letters K & L
- ☐ Rhyming Words
- ☐ Color by Shape

Week 1 Day 4

- ☐ Scooping Up Sounds- Letters C & D
- ☐ Big and Little Sort

Week 2 Day 4

- ☐ Scooping Up Sounds- Letters G & H
- ☐ Number Sense (1-5)

Week 3 Day 4

- ☐ Sequencing: How to Feed a Baby
- ☐ Trace and Color by Number (1-6)

Week 1 Day 5

- ☐ I Spy the Number 3
- ☐ Rhyming Words

Week 2 Day 5

- ☐ Summer Clothing
- ☐ Color by Shape

Week 3 Day 5

- ☐ Summer Items
- ☐ Roll and Color (1-6)

6 WEEKS OF REVIEW

Preschool Packet

Week 4 Day 1 <ul style="list-style-type: none"><input type="checkbox"/> Upper and Lower Case Match M-P<input type="checkbox"/> Needs and Wants<input type="checkbox"/> Color By Dots (4-6)	Week 5 Day 1 <ul style="list-style-type: none"><input type="checkbox"/> Upper and Lower Case Match Q-T<input type="checkbox"/> Dot...Dot NOT a Lot!<input type="checkbox"/> Graphing Insects	Week 6 Day 1 <ul style="list-style-type: none"><input type="checkbox"/> Scooping Up Sounds- Letters W & X<input type="checkbox"/> Trace and Color by Number (7-10)<input type="checkbox"/> Behind or In Front?
Week 4 Day 2 <ul style="list-style-type: none"><input type="checkbox"/> Scooping Up Sounds- Letters M & N<input type="checkbox"/> Counting (5-9)	Week 5 Day 2 <ul style="list-style-type: none"><input type="checkbox"/> Scooping Up Sounds- Letters Q & R<input type="checkbox"/> Colorful Ice Cream Scoops	Week 6 Day 2 <ul style="list-style-type: none"><input type="checkbox"/> Upper and Lower Case Match Y-Z<input type="checkbox"/> Number Sense (1-10)<input type="checkbox"/> Numbers: Candles on a Cake
Week 4 Day 3 <ul style="list-style-type: none"><input type="checkbox"/> Sequencing: How to Celebrate a Birthday<input type="checkbox"/> Graphing Popsicles<input type="checkbox"/> Number Sense (6-10)	Week 5 Day 3 <ul style="list-style-type: none"><input type="checkbox"/> Scooping Up Sounds- Letters S & T<input type="checkbox"/> Counting Sets<input type="checkbox"/> Fruits and Vegetables	Week 6 Day 3 <ul style="list-style-type: none"><input type="checkbox"/> Scooping Up Sounds- Letters Y & Z<input type="checkbox"/> Beginning Sounds<input type="checkbox"/> Sequencing: How to Dive
Week 4 Day 4 <ul style="list-style-type: none"><input type="checkbox"/> Scooping Up Sounds- Letters O & P<input type="checkbox"/> Color By Dots (6-8)	Week 5 Day 4 <ul style="list-style-type: none"><input type="checkbox"/> Upper and Lower Case Match U-X<input type="checkbox"/> Number Sense 1-10: Count and Compare	Week 6 Day 4 <ul style="list-style-type: none"><input type="checkbox"/> Beginning Sounds<input type="checkbox"/> Color by Number (5-10)<input type="checkbox"/> Counting Sets
Week 4 Day 5 <ul style="list-style-type: none"><input type="checkbox"/> Sequencing: How to Save a Cat<input type="checkbox"/> Trace and Color by Number (1-6)	Week 5 Day 5 <ul style="list-style-type: none"><input type="checkbox"/> Scooping Up Sounds- Letters U & V<input type="checkbox"/> Color by Number (1-6)	Week 6 Day 5 <ul style="list-style-type: none"><input type="checkbox"/> Beginning Sounds<input type="checkbox"/> Numbers: How Old Are You?

My Summer Packet



Name:

Name: _____

Handwriting A-Z Practice

Directions: Trace the letters from A to Z.





A	B	C	D	
E	F	G	H	I
J	K	L	M	N
O	P	Q	R	S
T	U	V	W	X
Y	Z	A row of three illustrations at the bottom of the grid. On the left and right are baskets of fruit, each containing a smiling apple and a banana. In the center is a single smiling apple with two bananas on either side.		

Name: _____

Match up the Other Half

Directions: Cut and paste to match.









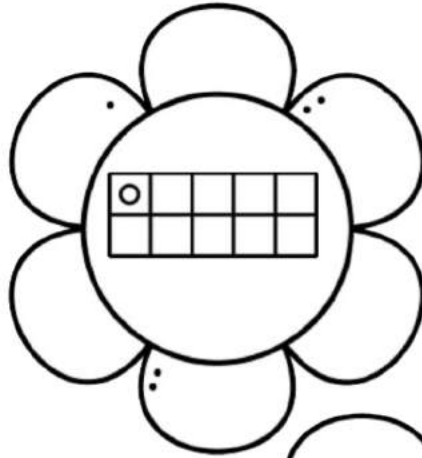



Name: _____

I Spy the Number



Directions: Color the flowers that have the number one or one item.

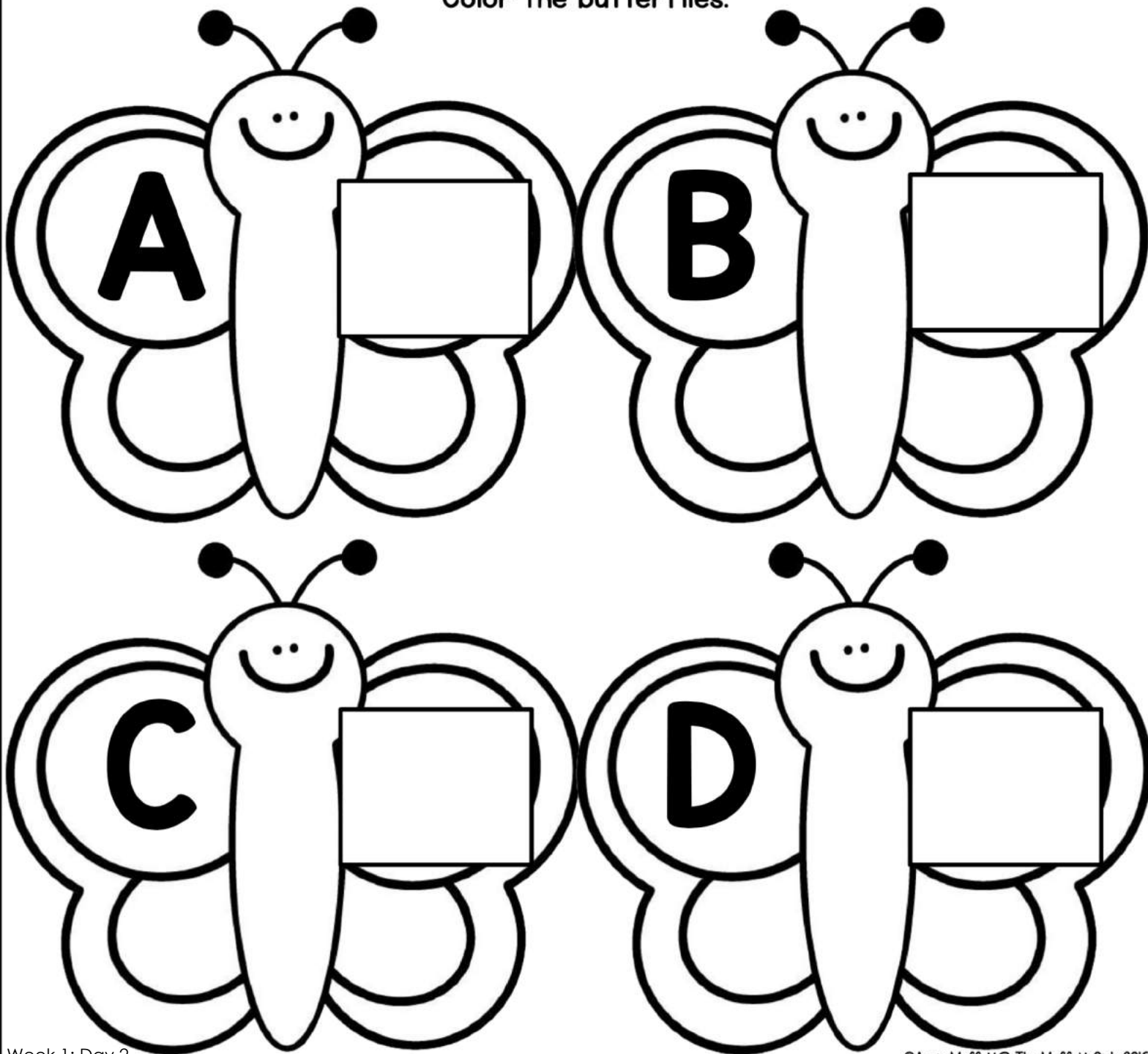


Name: _____

Letter Match

Directions: Cut and paste the lowercase letter that matches the uppercase letter.

Color the butterflies.



b a d c

Name: _____


Summer Scavenger Hunt at the Park

Directions: Go outside and look for the items on the list.

If you find them, color a happy face and the picture.

If you don't find them, color a sad face.

swing set



slide




merry-go-round



see-saw



monkey bars



jump rope




bench



bike





scooter



Name: _____

Scooping Up Sounds

Directions: Cut and paste the scoop onto the correct cone.




Name: _____

Life Cycle of a Honeybee



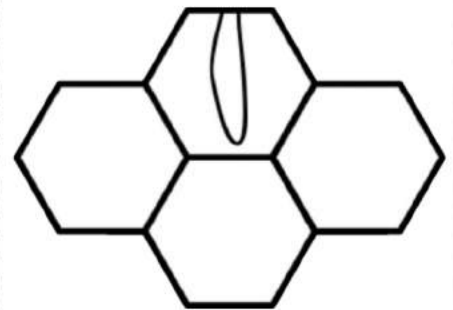
Directions: Cut and paste the pictures in order.



larva



pupa



egg



adult bee

1

2













3

4

Name: _____

I Spy the Number



Directions: Color the flowers that have the number two or two items.



Name: _____

Scooping Up Sounds

Directions: Cut and paste the scoop onto the correct cone.



Name: _____

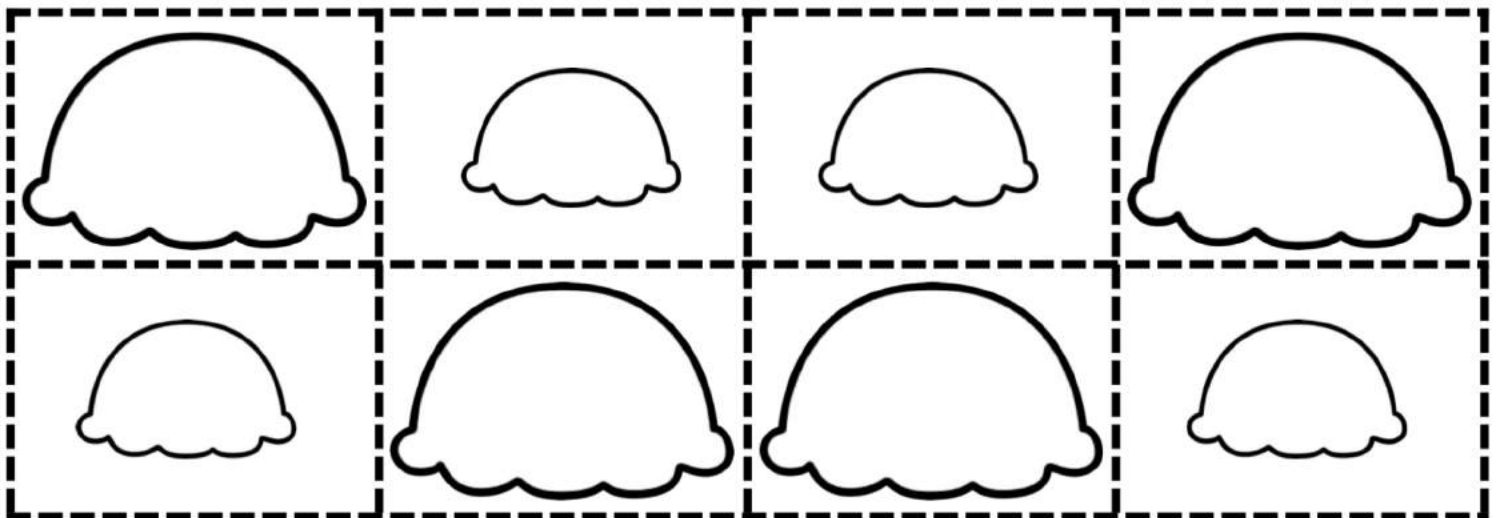
Big and Little

Directions: Cut and paste the ice cream scoops next to the correct cone.



Week 1: Day 4







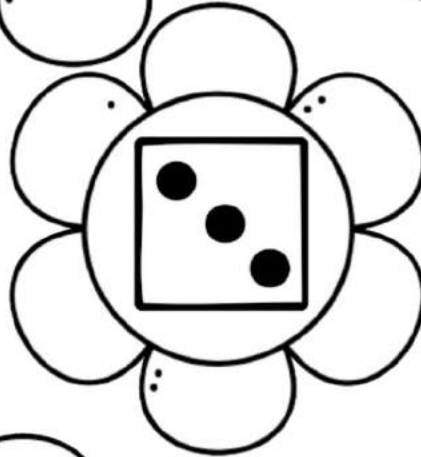

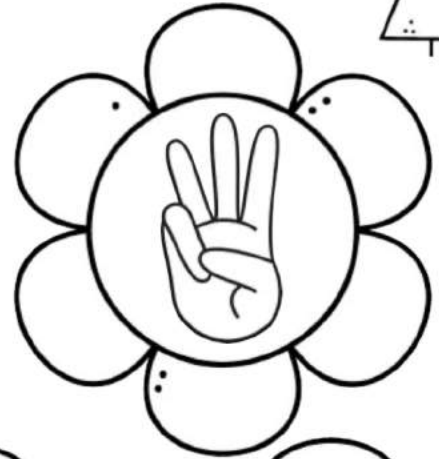

©Annie Moffatt@ The Moffatt Girls 2016



Name: _____

I Spy the Number

Directions: Color the flowers that have the number three or three items.




Name: _____

Rhyming Words Set I

Directions: Cut and paste the picture that rhymes. Color the pictures.

map



yarn



pool



chick



Week 1: Day 5

©Annie Moffatt© The Moffatt Girls 2016


barn




stool



brick



sap






Name: _____



Handwriting A-Z Practice



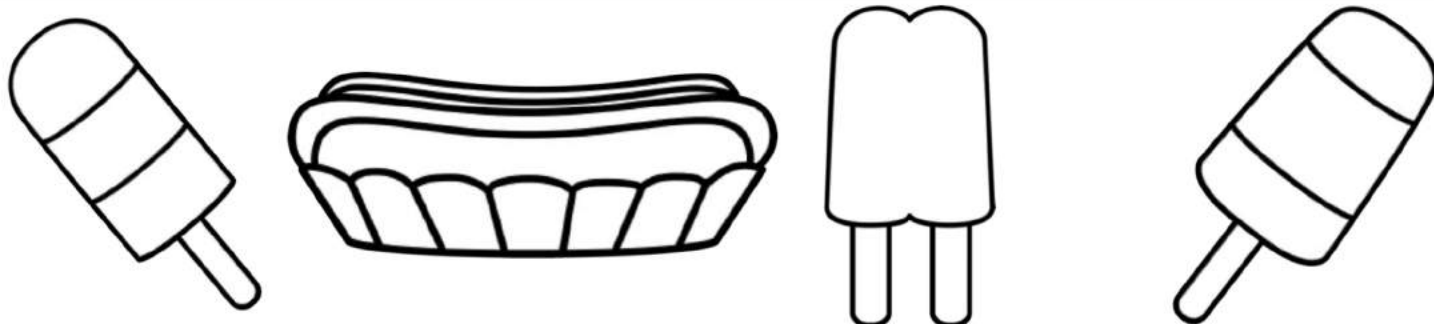

Directions: Trace the letters from A to Z.

	a	b	c	d
e	f	g	h	i
j	k	l	m	n
o	p	q	r	s
t	u	v	w	x
y	z			

Name: _____

What Doesn't Belong?













Directions: Look at the items in each row. Cross out the picture that doesn't belong.



Name: _____

I Spy the Number

Directions: Color the flowers that have the number four or four items.




Name: _____

Letter Match

Directions: Cut and paste the lowercase letter that matches the uppercase letter.

Color the butterflies.







g f h e

Name: _____

What is Missing?

Directions: Look at the first picture in each column.





Draw what is missing in the next two boxes.



Name: _____

Scooping Up Sounds

Directions: Cut and paste the scoop onto the correct cone.




Name: _____

Sequencing: How to Blow up a Balloon

Directions: Cut and paste the pictures to show the order.

1. Cut



2. Paste



3. Color



1

2












3



Name: _____

I Spy the Number




Directions: Color the flowers that have the number five or five items.



Name: _____

Scooping Up Sounds

Directions: Cut and paste the scoop onto the correct cone.



Name: _____

Number Sense











Numbers 1-5






Directions: Count the fingers.

Count the number on the die.

Cut and paste the ten frame flower to match.






		
		
		
		
		

Name: _____

Summer Clothing



Directions: Color the clothing you would wear in the summer.



Name: _____

Color by Shape Set I

Directions: Use the color code to color the picture.




Name: _____

Letter Match

Directions: Cut and paste the lowercase letter that matches the uppercase letter.

Color the butterflies.



Name: _____

Color By Dots 1-3

Directions: Use the color code to color the popsicle.



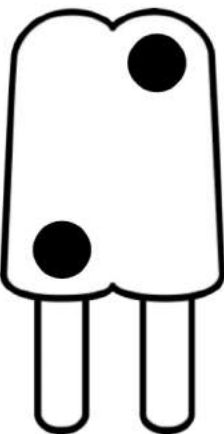










1 dot ●



2 dots ●●



















3 dots ●●●







Name: _____

Patterns

Directions: Cut and paste the picture that is next in the pattern.



Week 3: Day 1

			
---	---	--	---

Name: _____

Scooping Up Sounds


Directions: Cut and paste the scoop onto the correct cone.



Name: _____

Counting Set I


Directions: Count. Color or dot the correct number.




1
2
3



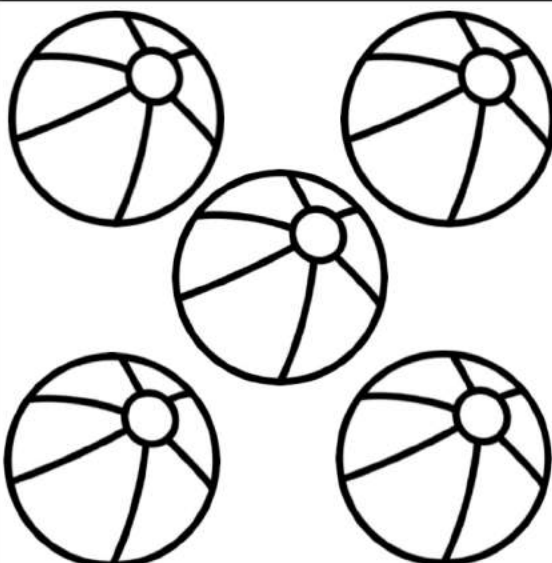
1
2
3




2
3
4



2
3
4



3
4
5





3
4
5

Name: _____

Scooping Up Sounds

Directions: Cut and paste the scoop onto the correct cone.




Name: _____

Rhyming Words Set 2

Directions: Cut and paste the picture that rhymes. Color the pictures.

well




stamp



sink



train




Week 3: Day 3

©Annie Moffatt© The Moffatt Girls 2016

rain



bell



lamp




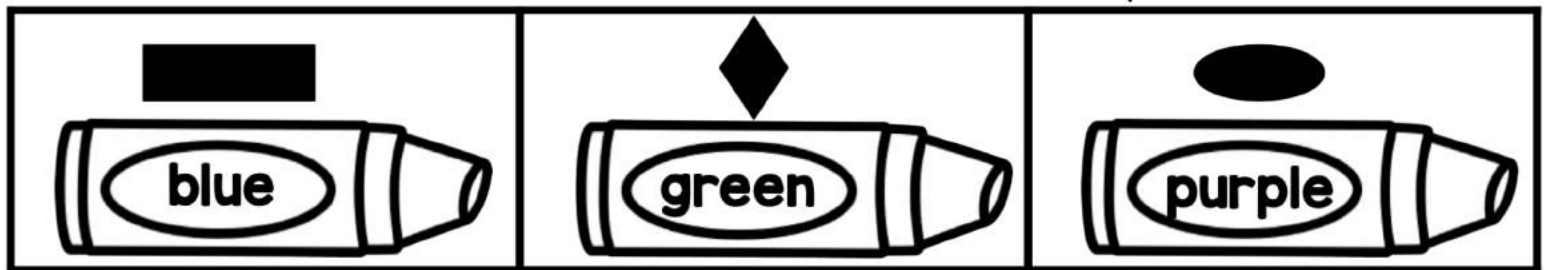
drink



Name: _____

Color by Shape Set 2

Directions: Use the color code to color the picture.




Name: _____

Sequencing: How to Feed a Baby

Directions: Cut and paste the pictures to show the order.

1. Cut



2. Paste



3. Color



1

2

3



Name: _____

Trace and Color by Number

1 =  red

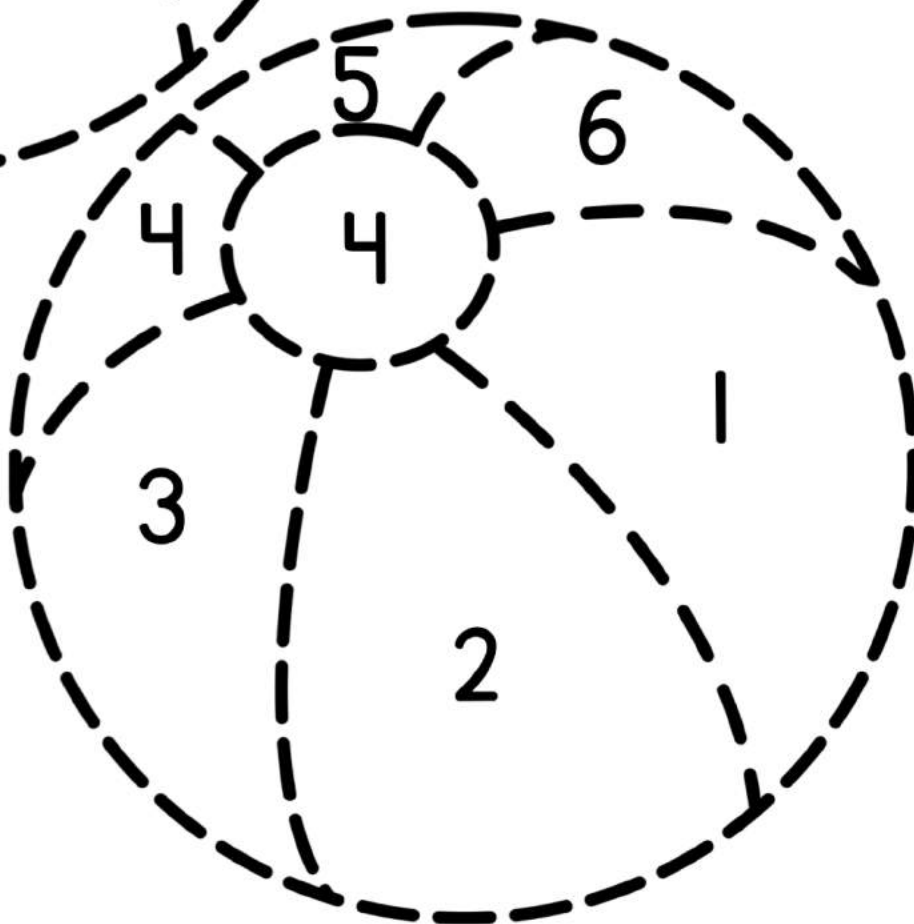
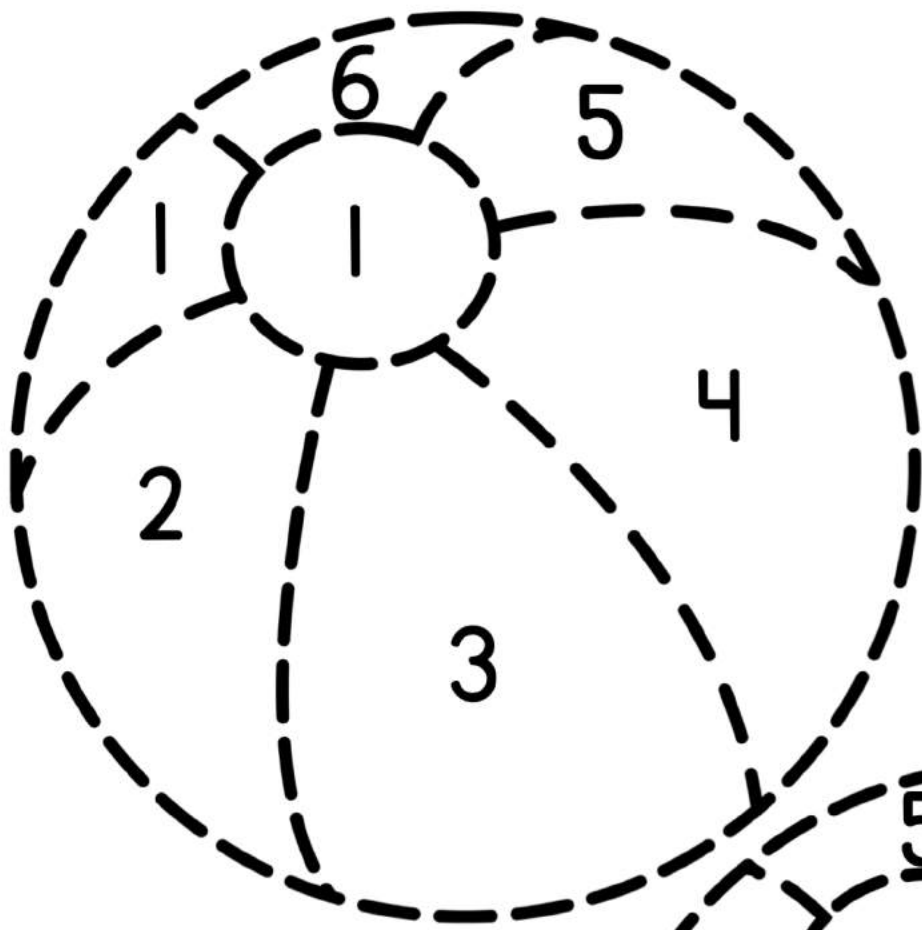
2 =  orange

3 =  yellow

4 =  green

5 =  blue



6 =  purple



Name: _____

Summer Items (Cut and Paste)


Directions: Cut and paste each item to the correct spot.



Name: _____

Roll and Color

Directions: Roll a die and color an ice cream that matches your roll.




Name: _____

Letter Match

Directions: Cut and paste the lowercase letter that matches the uppercase letter.

Color the butterflies.



Week 4: Day 1

©Annie Moffatt© The Moffatt Girls 2016

n p m o


Name: _____

Needs and Wants

Directions: Cut and paste the pictures to the correct boxes.

Color the pictures.





Name: _____

Color By Dots 4-6

Directions: Use the color code to color the popsicle.




4 dots ●●



5 dots ●●●●





6 dots ●●●●●●



Name: _____

Scooping Up Sounds


Directions: Cut and paste the scoop onto the correct cone.



Name: _____

Counting Set 2


Directions: Count. Color or dot the correct number.



5

6

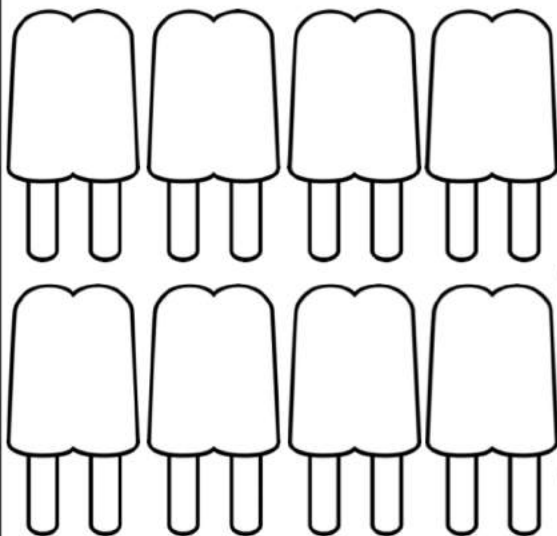
7



5

6

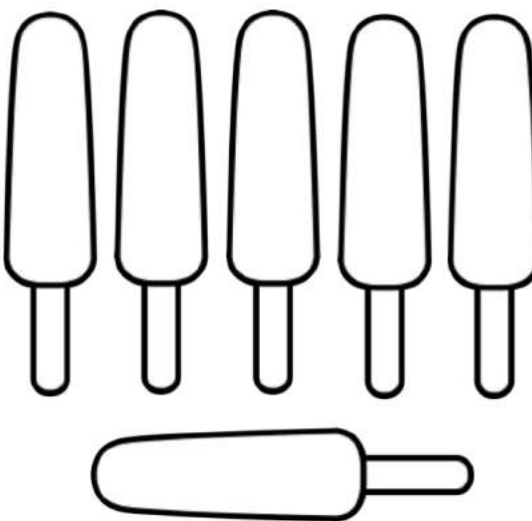
7



6

7


8



6

7


8



7

8

9



7

8


9

Name: _____

Sequencing: How to Celebrate a Birthday

Directions: Cut and paste the pictures to show the order.

1. Cut



2. Paste



3. Color



1

2

3

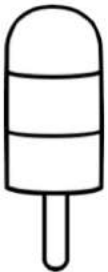



Name: _____

Graphing Popsicles


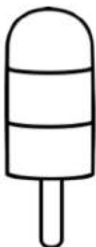


Directions: Cut and paste the popsicles onto the graph. Color the pictures.

Favorite Popsicles



Write how many.

Week 4: Day 3



Name: _____

Number Sense











Numbers 6-10






Directions: Count the fingers.

Count the number on the die.

Cut and paste the ten frame flower to match.






		
		
		
		
		

Name: _____

Scooping Up Sounds

Directions: Cut and paste the scoop onto the correct cone.



Name: _____

Color By Dots 6-8

Directions: Use the color code to color the ice cream.


6 dots ●●●●●●



7 dots ●●●●●●●



8 dots ●●●●●●●●




Name: _____

Sequencing: How to Save a Cat

Directions: Cut and paste the pictures to show the order.

1. Cut



2. Paste



3. Color



1







2


3



Name: _____

Trace and Color by Number

1= 	2= 	3= 
4= 	5= 	6= 




Name: _____

Letter Match

Directions: Cut and paste the lowercase letter that matches the uppercase letter.

Color the butterflies.



Week 5: Day 1

©Annie Moffatt© The Moffatt Girls 2016



Name: _____

Dot... Dot NOT a Lot!

Directions: When you use glue, you do NOT need a lot!



First color the suns. Then, look at the suns and put a small dot of glue on each dot.

2 dots



3 dots



4 dots



5 dots



6 dots




7 dots



8 dots



9 dots



10 dots






Name: _____

Graphing Beach Items

Directions: Cut and paste the beach items onto the graph. Color the pictures.

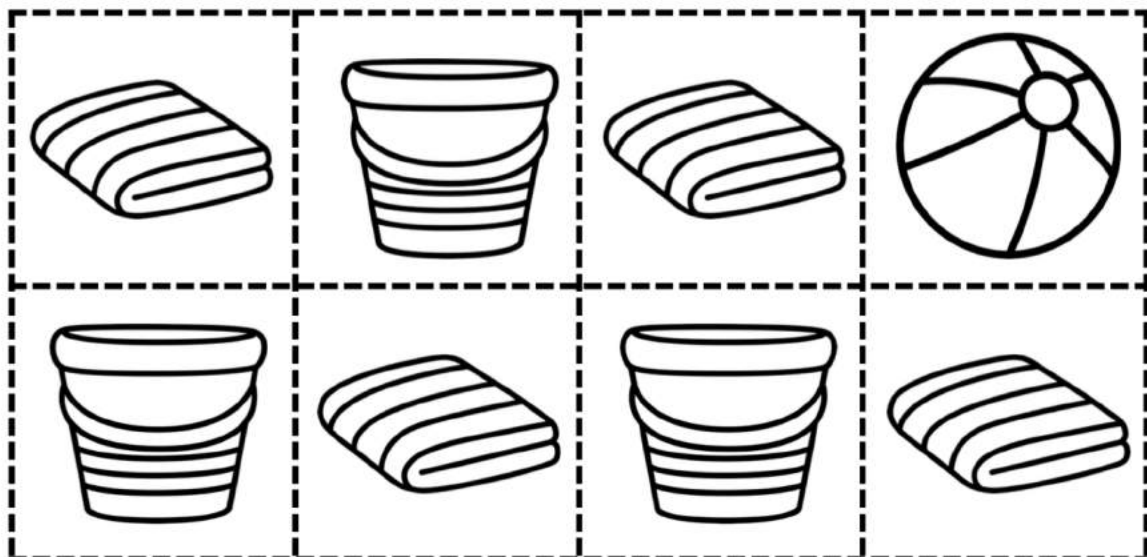
Beach Items

 beach ball				
 bucket				
 towel				

Write how many.






Week 5: Day 1



Name: _____

Scooping Up Sounds

Directions: Cut and paste the scoop onto the correct cone.

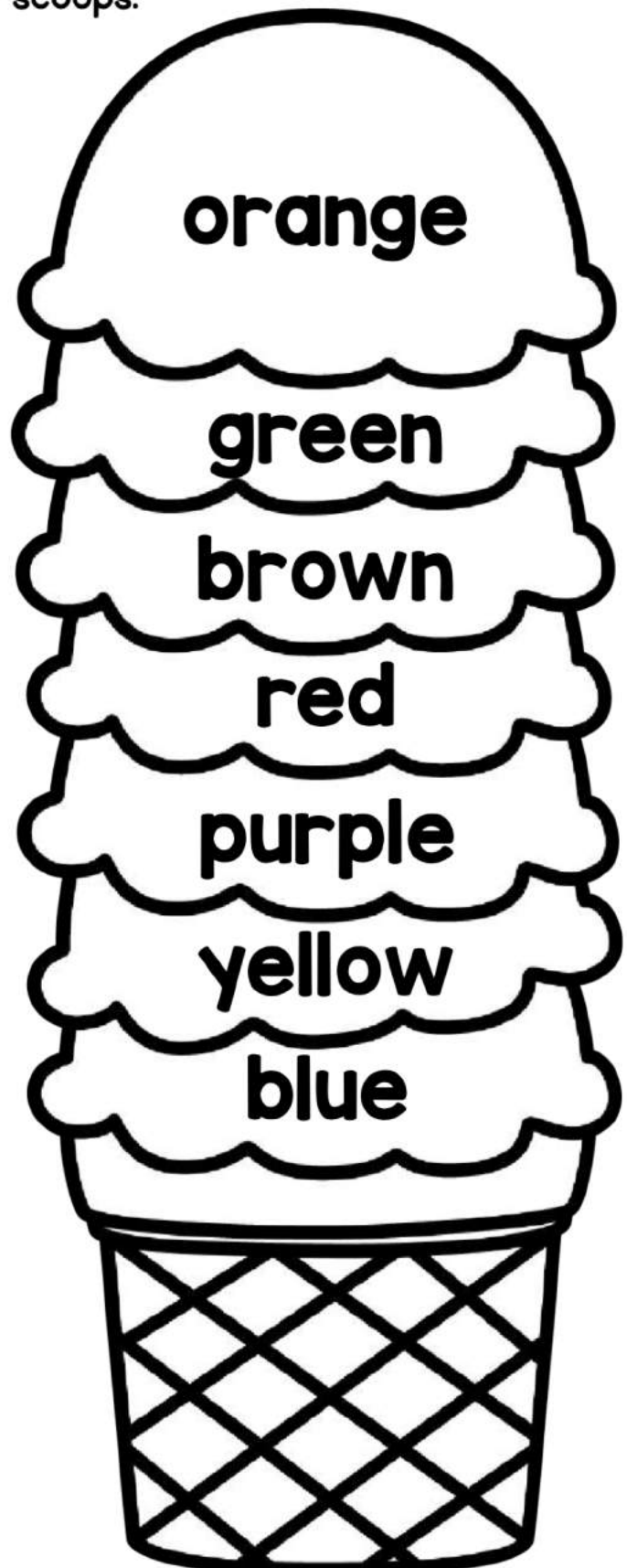
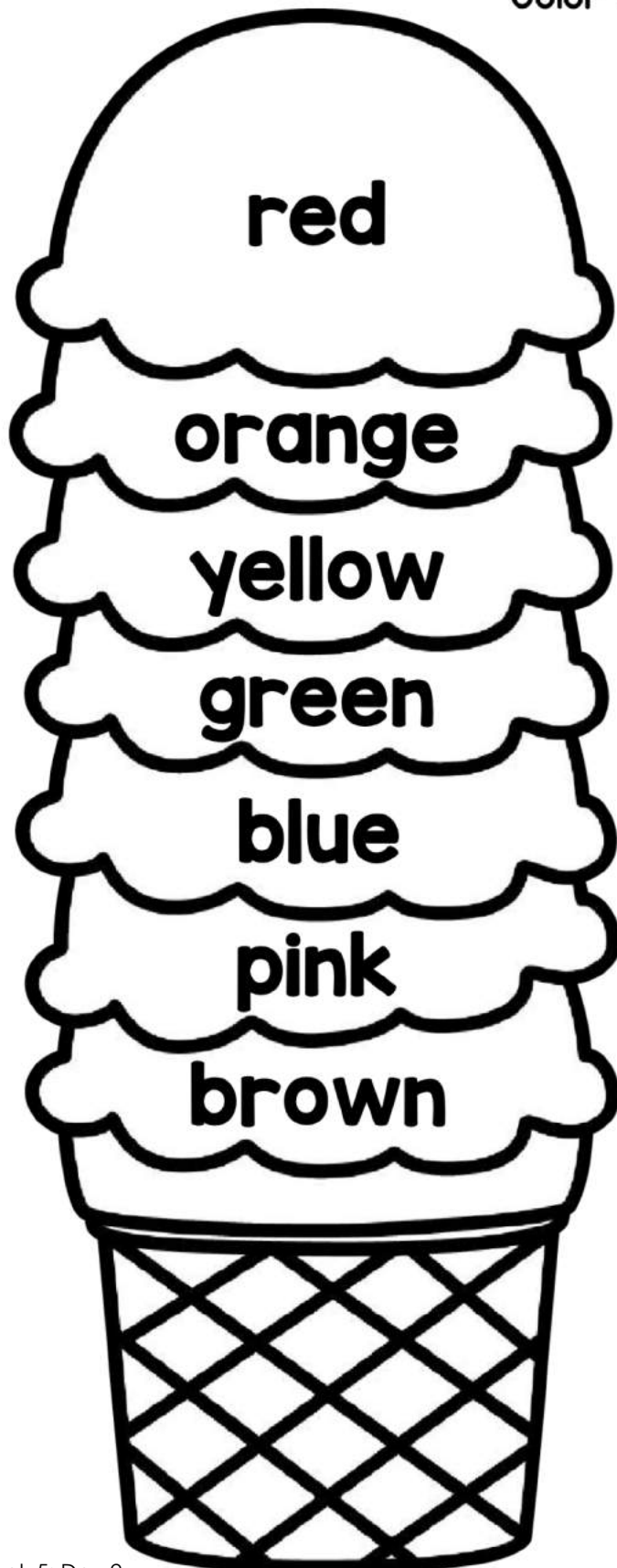


Name: _____

Colorful Ice Cream Scoops

Directions: Read the color words on the ice cream scoops.



Color the scoops.



Name: _____

Scooping Up Sounds

Directions: Cut and paste the scoop onto the correct cone.



Name: _____



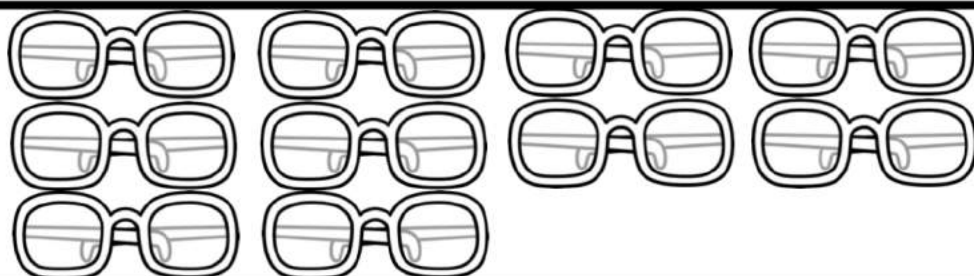

Counting Sets up to 10

Directions: Count the sets.

Cut and paste the number to match. Color the pictures.



Cut and
paste



3

6

10

4

7

5

Name: _____

Fruits and Vegetables



Directions: Cut and paste the pictures to the correct boxes. Color the pictures.



Fruits



Vegetables







Name: _____

Letter Match

Directions: Cut and paste the lowercase letter that matches the uppercase letter.

Color the butterflies.



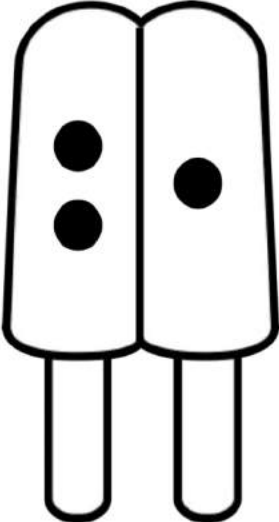








Name: _____

Number Sense 1-10

Count and Compare

Directions: Color the side of the popsicle that has more dots.





Name: _____

Scooping Up Sounds







Directions: Cut and paste the scoop onto the correct cone.



Name: _____

Color by Number

Directions: Use the color code to color the picture.

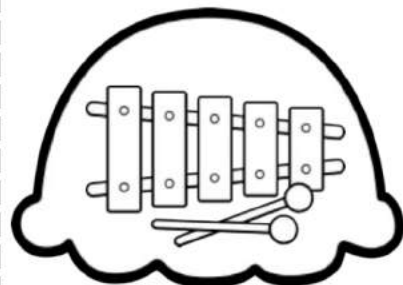



1 = 	2 = 	3 = 
4 = 	5 = 	6 = 



Name: _____

Scooping Up Sounds

Directions: Cut and paste the scoop onto the correct cone.



Name: _____

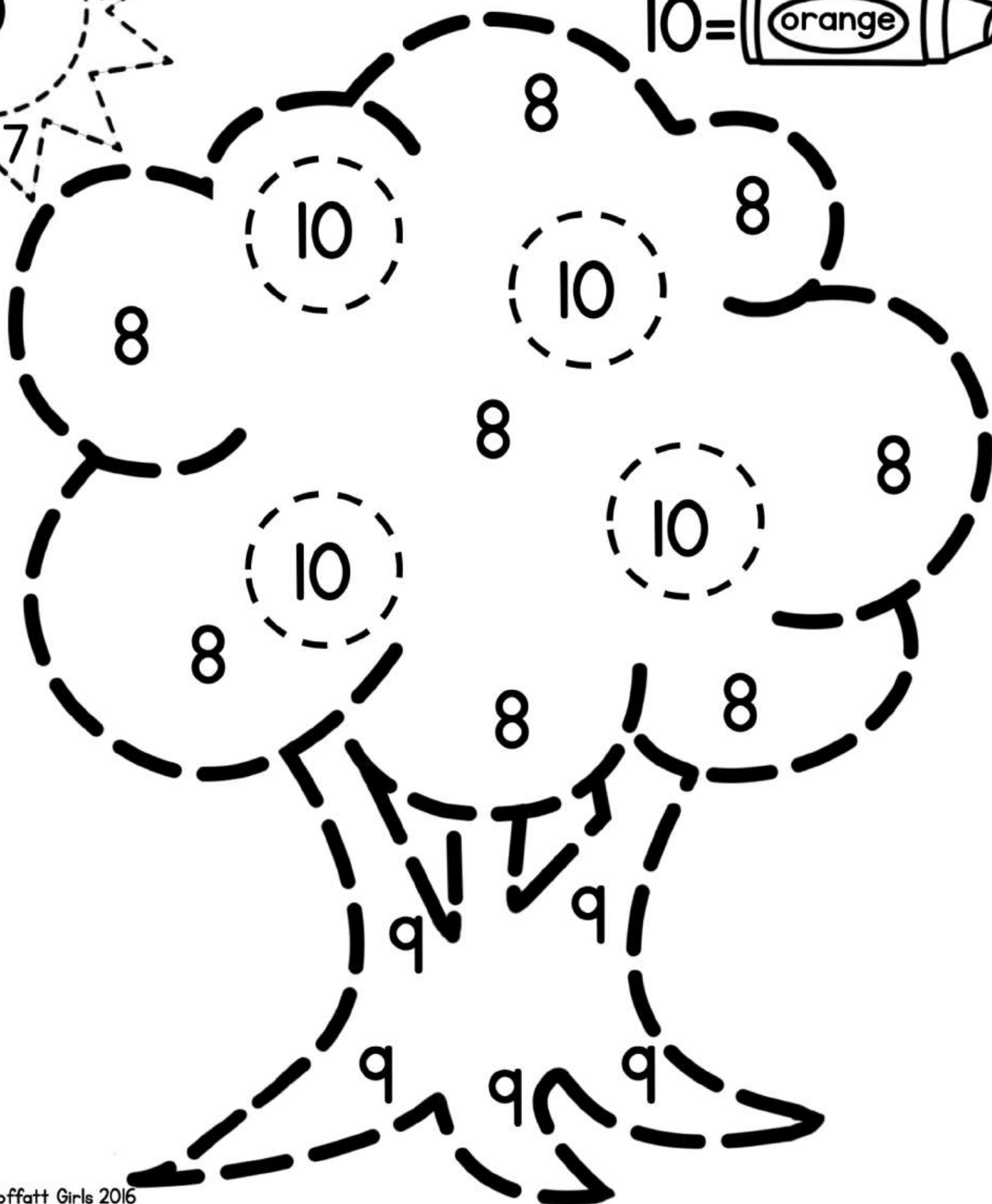
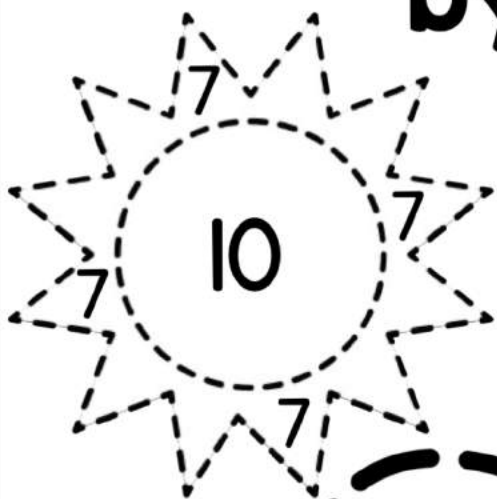
Trace and Color by Number

7 =  yellow

8 =  green

9 =  brown

10 =  orange



Name: _____

Behind or In Front?


Directions: Cut and paste the pictures to the correct boxes. Color the pictures.



The boy is
behind
the gate.



The dog is
in front of
the gate.





Name: _____

Letter Match

Directions: Cut and paste the lowercase letter that matches the uppercase letter.

Color the butterflies. Draw the other half of the butterfly.



Name: _____

1 2 3 4 5 6 7 8 9 10

Number Sense 1-10

Directions: Look at the numbers on each spinner.

Use the color code to color the biggest and smallest set in each set.



orange

Biggest Number



yellow




Smallest Number



Name: _____

Numbers: Candles on a Cake



Directions: Draw the correct number of candles on each cake.



Name: _____

Scooping Up Sounds

Directions: Cut and paste the scoop onto the correct cone.



Name: _____

Beginning Sounds Set I

Directions: Say the name of each picture. Dot/color the beginning sound.




b

d



t

h




n

m




j

t



r

g



w

l



d

c



k

h



y


g

Name: _____

Sequencing: How to Dive

Directions: Cut and paste the pictures to show the order.

1. Cut



2. Paste



3. Color



1

2

3



Name: _____

Beginning Sounds Set 2

Directions: Say the name of each picture. Dot/color the beginning sound.




b

m




j

n



k

e



s

i



a

w



f

h




t

u



o

i









z


d

Name: _____

Color by Number

Directions: Use the color code to color the picture.

5 = 	6 = 	7 = 
8 = 	9 = 	10 = 



Name: _____

Counting Sets up to 10

Directions: Count the sets.

Cut and paste the number to match. Color the pictures.



Cut and
paste

9

8

4

6

10

5

Name: _____

Beginning Sounds Set 3

Directions: Say the name of each picture. Dot/color the beginning sound.



d

k



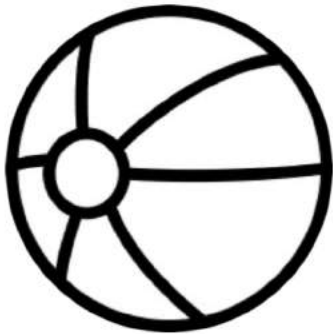
g

b



c

f



v

b




a

j




l

c



p

u



b

h



l

m

Name: _____

Numbers: How Old are You?

Directions: Cut and paste the correct number of candles on the cake.



Summer Review NO PREP (Preschool) Packet

© Annie Moffatt @ The Moffatt Girls 2016

Terms of Use:

All rights reserved. Purchase of this item entitles the purchaser the right to reproduce the pages in limited quantities for classroom use only. Duplication for an entire school, an entire school system or commercial purposes is strictly forbidden without written permission from the author.

Copying any part of this product and placing it on the internet in any form (even a personal/classroom website) is strictly forbidden and is a violation of the Digital Millennium Copyright Act (DMCA). These items will be located by Google and traced back to the publishing site.

It is my sincere hope that you enjoy this product and find it helpful! If you have any questions regarding this product, please do not hesitate to contact me.

Annie Moffatt

themoffattgirls@gmail.com

Graphics and Fonts from the Following:

